

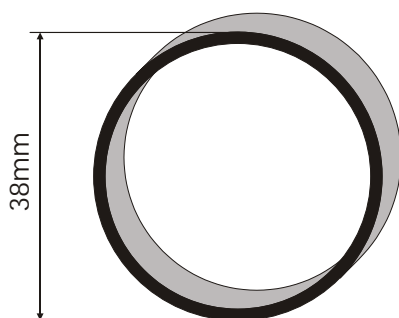


Pole load-bearing capacity

For simplicity the load-bearing capacity of the Duraflex Diamond Suite range of bay poles and corner posts has been calculated and put into graphical format. The calculations used follow the BPF Code of Practice for the survey of PVC-U Windows and Doorsets.

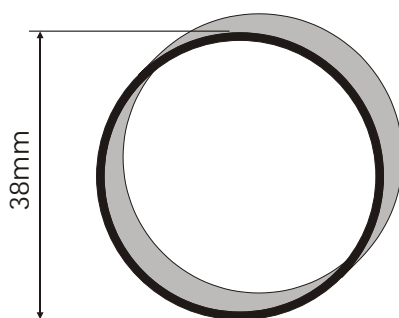
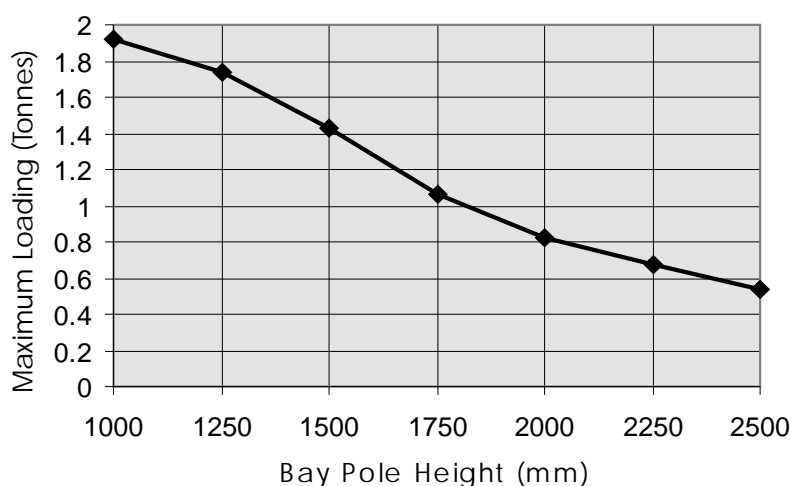
Note: The calculations used take into account that the bay poles and corner posts are effectively held in position at both ends and that they are restrained about the centre. Failing to fix the poles/posts about these points could result in a pole/post failure !!. See page 2.7.01 for details on load bearing spreader plates.

Load-bearing figures



03802
Bay Pole Reinforcement
(aluminium 2.7mm)

Maximum Allowable Loading for 03802 Bay Tube



2184
Bay Pole Reinforcement
(aluminium 1.8mm)

Maximum Allowable Loading for 2184 Bay Tube

