

## Working Parameters and Specifications

Temperature control (all models)	30-70°C
Temperature control (STAT500040 only)	30-70°C
High limit temperature:	82°C
Temperature tolerance:	+/-5°C
Degree of protection:	IP40
Insulation Class:	1
Maximum pocket pressure:	10 Bar

CE Marked

## Accessories

### Description

Dual:  
 ½"MBSP Stainless steel pocket  
 ½"MBSP Copper pocket

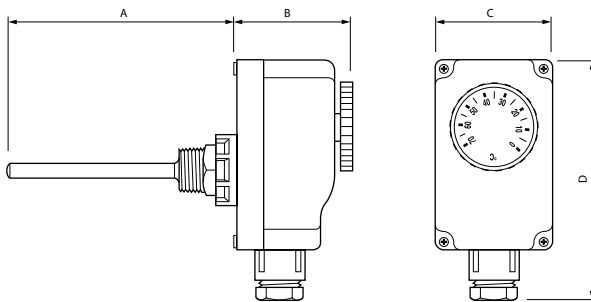
### Product Code

PCKT100001  
 PCKT100005

Single:  
 ½" MBSP Copper pocket

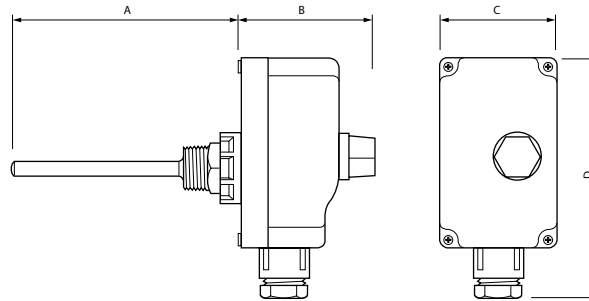
PCKT100010

## Dimensions

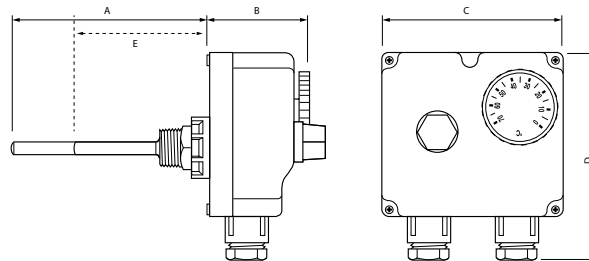


Single Control Thermostat

### Single High Limit Thermostat



### Dual Thermostat



Product Code	A	B	C	D	E
STAT500025	85	55	102	107	85
STAT500030	100	45	51	107	N/A
STAT500035	100	45	51	107	N/A
STAT500040	100	45	51	107	N/A
STAT500045	280	55	102	107	190
STAT500050	280	55	102	107	N/A

All dimensions shown in mm



Reliance Worldwide Corporation (UK) Ltd  
 Worcester Road, Evesham, Worcestershire,  
 WR11 4RA, UK

Tel: +44 (0)1386 712400 Fax: +44 (0)1386 712401  
[www.rwc.co.uk](http://www.rwc.co.uk)

Reliance Worldwide Corporation (UK) Ltd reserves the right to make changes to the product which may affect the accuracy of information contained in this leaflet.  
 ZINS500020\_003\_08/15

## Installation and Maintenance Instructions

# RELIANCE

## WATER CONTROLS

## Dual and Single Thermostats



A range of liquid filled thermostats, to control or provide a highlimit cut-off to a hot water cylinder in the event of a failure.

## General Function

These thermostats are designed to be fitted to the hot water cylinder and in the event of a failure the thermostat with either cut off due to the control thermostat reaching its set temperature which is user adjustable or by the high limit cut-off thermostat which is set to a pre-determined temperature. A range of liquid-filled thermostats, available as dual control which adopts two levels of protection or as a single thermostat. The dual thermostat includes both a temperature control and a high limit safety cut-out and manual re-set. There are two versions of the single thermostats, one being a single temperature control and the other a single high limit safety cut-out and manual re-set.

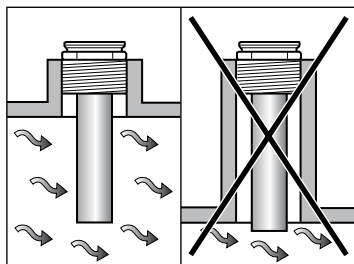
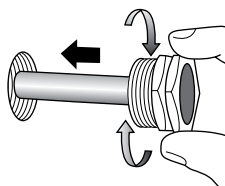
- Dual thermostat combines two levels of controls
- High-limit is set to a pre-determined temperature
- Stainless steel and copper pockets available

## Installation

**Please note:** Before connecting or working on the thermostat, please ensure that the power supply is NOT CONNECTED and that the fused spur is switched to the off position.

Any electrical work should be carried out by a competent person to conform to the current IEE regulations

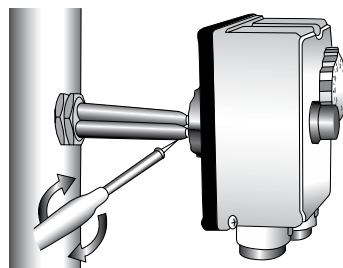
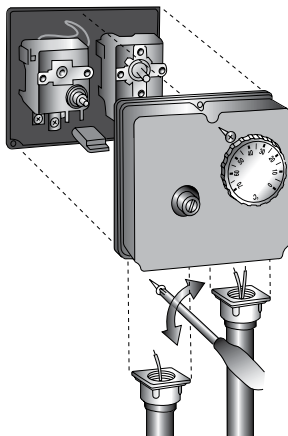
If you are using the Dual or Single Thermostat model which comes complete with the pocket, then you firstly need to install this pocket into the hot water cylinder.



Ensure that the probe is connected directly into the hot water cylinder and that the connection provided, is directly submerged into the hot water supply.

Insert the probes on the back of the Dual or Single Thermostat into the pocket.

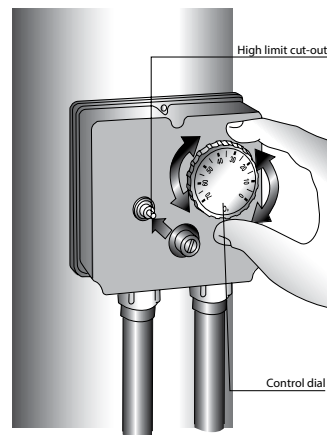
Then tighten the locking screws on either side.



Remove the high limit cut out cover from the front of the thermostat and then by unscrewing the 3 screws remove the complete cover.

Thread the power supply cables to the relevant gland.

Connect the electrical supplies, using the wiring diagram provided.



If using either the Dual or Single Control Thermostat adjust the control dial to the required level.

Replace the thermostat cover and screws.

If using the Single Highlimit Thermostat this is set to a pre-determined temperature of 82°C.

## Wiring Diagrams

### Dual Thermostat

